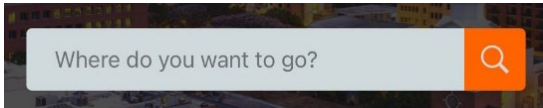
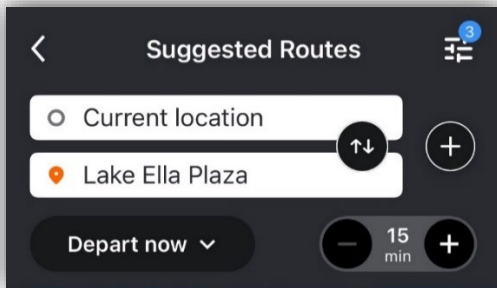


How to Best Use moovit

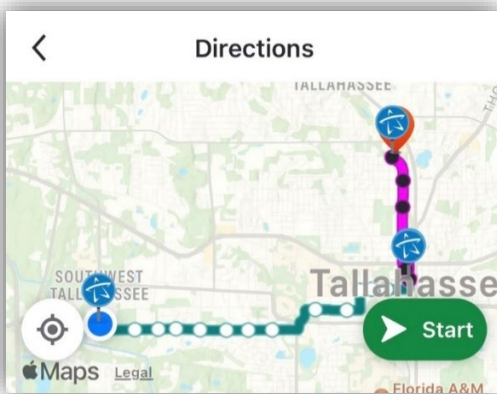
1. Tap the search bar that says **Where do you want to go?**



2. Search for the place or address. Tap **Search Routes**. You can also change your departure to a different time or day to plan a trip in advance.



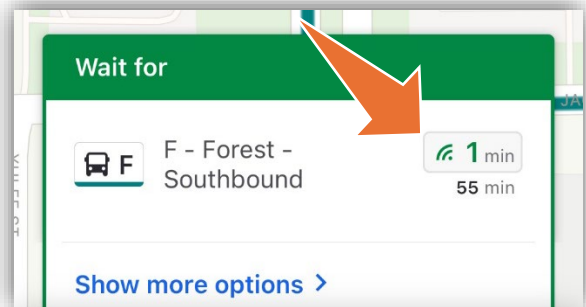
3. Tap on a suggested route to preview and get directions. If you're happy with the route, tap **Start**.



4. The app will start tracking your trip, including walking time. The **estimated arrive time** will count down as the bus gets closer.

Usually the arrive time will be **green**, which indicates that Moovit is receiving a **GPS signal** and can estimate the arrival time accurately.

Black arrive times are based on the normal schedule for your route.



5. Even if you close the app, Moovit will send you **push notification reminders** to make sure you don't miss a beat!

